

Cleaning PCBs in Electronics: Understanding today's Needs

P.J.Duchi, Anne-Marie Laügt, Marie Verdier, G.Abidh
Inventec Performance Chemicals
Bry sur Marne, France

Abstract

Because of the phase out of CFC's and HCFC's, standard solder pastes and fluxes evolved from RA and RMA fluxes, to No-Clean, to low residue No-Clean, to very low residue No-Clean. Many companies came out with their cleaning solutions, aqueous and semi-aqueous, with each product release being more innovative than the previous one. Unfortunately for most of the suppliers of cleaners, two other trends appeared; lead-free soldering and the progressive miniaturization of electronic devices.

Past chemicals like CFC's, HCFC's, brominated solvents, detergents and glycols cannot do a good cleaning job anymore because most flux formulations have changed. Also, assembly processes have been modified due to smaller components and more compact board assemblies. Thus, it is important to remember that the world is composed of two main things: organics and inorganics. Organics are made of resins and activators, whereas inorganics are made of salts, metallic salts and fillers.

Cleaning performance is affected by three main criteria. The first involves the Hansen Parameters which is a characterization of a contaminant to be dissolved and which can be simplified by the solvency power of a product also known as the Kauri Butanol Index (KB Index). The second is surface tension, expressed in mN/m. This parameter must be considered because when the cleaning product cannot make contact with the contaminants under or around components, the contaminants cannot be dissolved.

This second parameter drives us to the third point, which is physical parameters like temperature, mechanical activities, and the duration of the process.

The mastery to manage all of these parameters while facing high-tech miniaturization and environmental care, like ROHS, REACH, etc. brings innovation to cleaning in this electronic world.

Introduction

Cleaning PCBs has been a vast topic for many years, particularly so since the ban of CFCs and HCFCs. These products offered solvency power, low surface tension properties to dissolve, remove and dry within minutes any parts of any design. The electronic industry has grown so rapidly since the 80s, that today, nearly 50% of any individual's belongings are composed of electronics: e.g.: Mobile phones, remote controls, TVs, radios, cars, iPods, computers, HiFi, hard discs, memory sticks, cameras, videos, refrigerators, dish and laundry washers, cars, planes, satellites, implants, etc...

Since the 90s, the electronic evolution has been exponential, and the miniaturization has advanced proportionally. The introduction of such new small parts not only raised some design problems, but also some practical aspects such as handling and some reliability problems. In meantime, the suppliers of solder fluxes and pastes had to adjust new formulations for the new markets, the new demands and the new regulations.

Accordingly, the electronic suppliers adapted their production to the customers' demands with cleanable and no clean fluxes, also called consumable devices. The non consumable devices such as medical implants, military tools, satellites, safety parts for cars, trains, medical equipments and many other products, should be reliable and thus cleaned. To achieve a good cleaning result, it is worth understanding the various parameters present and the physical laws which are ruling this chemical operation.

Cleaning has a cost and it should be adapted to the needs while maintaining stability in time, efficiency, quality and performance.

1) Miniaturization

Today, miniaturization is a hundred times greater than during the 80's. This reduction in size means reduction of solder pads and also amount of flux residues. But it also means a reduction of space between legs and board/components. Today, size of components are down to 0,1mm. In addition, the components became of high capacity with resistors, diodes, quartz, selfs, BGA and others. The reliability of these components should be always increased. This miniaturization should not become a reason of instability and unreliability. The cleanliness should be performed and pass the norms. (Figure 1)

Twenty years of components miniaturization



Figure 1: Twenty years of miniaturization

2) Contaminants

The contaminants on a circuit board are mainly composed of: organics such as natural and/or synthetic rosins, ions, acids, solder balls, finger prints, and particulates of PCBs. The lead-free alloys need higher soldering temperatures than the standard Sn/Pb which are carrying significant evolutions on the fluxes to be used. These fluxes are most of the time more active and must resist to higher reflow profiles. They present more risks than the one formerly used, and the temptation is high to choose production parameters allowing shining soldering pads. The ionic cleaning of the PCBs is then more critical before tropicalisation, but will also help to control the assembling process and help to establish final assembly life-time. The ionic contamination is a good quality indicator for the long term reliability. Please see Figure 2




Figure 2: Example of contaminations

3) Specifications set up

Every end-user has his own typical specifications which are depending on his own or his customers. For this study, the specifications have been taken as described in Table 1. Six hundred PCBs for trials were produced in large quantities to triple the cleaning results (Figure 3). Each trial contains 30 components. All residues must disappear, including the contaminants under the components. No fingerprint, particle nor dust should remain, including residues of cleaning products. The components, the rosins, the underfill and the substrate should not be damaged by the cleaning operation. The parts should be dried at the end of the washing step. The ink markings should be resistant to the cleaning.

Table 1 : Specifications of control

Method of control	Units
Optical IPC-A-610-D	Microscope 5-40x
Contaminometer Mil-P-28809	≤ 1.56 µg/cm ² NaCl




Figure 3 : PCBs for trials, rigid and flexible

4) Cleaning products available

The most important part of the job is to remember which chemical families are available in the market. The cleaning products available can be classified in five different families: The detergents, the light petroleum distillates, Formulated hydrocarbons, Brominated solvents, glycols and fluorinated solvents. (Table 2).

a) The detergents

Detergents A are good most of the time, but very specific to the type of fluxes to be removed. Its concentration is very important in water and can vary between 3 to 50 % wt in some cases. The temperature can vary from 20-60°C, and the agitation used, sprays, spray under immersion or ultrasonic's should be considered. It is the aqueous cleaning process. The drawbacks of these detergents are: the removal of all residues under components because of the poor/high surface tension included between 40-50mN/m, the aggression of these formulations and its compatibility with materials, the rinsing with tap or DI water (high surface tension 70-80mN/m), the drying operation, the water-proof compatibility and the disposal of soiled mixture. (Figure 5). The total cost of these should also be considered.

b) The petroleum distillates

The petroleum distillates B, such as alcohols and ketones are mainly used for the cold cleaning operation, even though used they can be found used at warm temperatures. There should be no need to mention that these products are very flammable at room temperatures and used under warm conditions are very risky. Costs are acceptable, but disposal and annual cost can be significant.

c) Formulated hydrocarbons

Formulated hydrocarbons C have been developed mainly after the CFCs and HCFCs story and when perfectly formulated, easily outperform any other cleaner. They are able to remove flux residues, solid residues and salts under any type of components because of their very low surface tension (approx. 20mN/m). They must be rinsed with a rinsing product which can be water or solvent (fluorinated base F). The water rinse system is the semi-aqueous process and the solvent based system is a co-solvent process. With the aqueous process, the same detergents' drawbacks are found, where as, with the co-solvent process, the PCBs are very nicely rinsed and dried with the vapour phase. The rinsing solvent can be recycled by distillation and the formulated hydrocarbon is disposed easily. The lifetime of the formulated hydrocarbons is very extensive and the total costs are the lowest of all type of cleaning systems. The surface tension of both C and F are outstanding to reach specifications. It is one of the most user- and environmental- friendly process.

d) Brominated solvents

The brominated solvents' formulations are very simple to use into a vapour phase degreaser. Nevertheless, some non solvency problems and compatibility problems can be found. For this reason, compatibility tests must be done with all materials in contact. Even though with the very low surface tension (20-30mN/m), the ions might not be totally removed and prevent matching ionic specifications. The costs are reasonably low, but the hazardous aspects for end-users and the environment are of great concern. These products are severely restricted in Europe. (Figure 4)

e) Glycols or modified alcohols

Glycols or modified alcohols formulations are used the same way as the formulated hydrocarbons with some surface tension between 25 and 35 mN/m. Unless using a formulation, they can not solubilise all contaminants. In most of the cases, they have a good solvency power, but the disadvantages of these products are the rinsing with tap or DI water (high surface tension: approx, the drying operation, the water-proof compatibility and the disposal of soiled mixture (Figure 4). The total cost of these should also be considered as high.

f) Fluorinated solvents

When used pure, fluorinated solvents and formulations can not solubilise all contaminants. Even with the lowest surface tension of all families, approx. 8-15 mN/m, their solvency power is weak. (Figure 4). But when combined with formulated hydrocarbons, then the co-solvent process is excellent to reach the toughest specifications. These products should be used in the latest solvent vapour degreasers.

Table 2: Product families and formulations

	Product Family	Formulations
A	Detergents	Surfactants, wetting agents, salts and water
B	Petroleum distillates light	Alcohols, ketons, AII Class
C	Formulated Hydrocarbons	Aliphatic, cyclo-, iso- paraffins, terpens with additives, AIII class
D	Brominated solvents	n-Bromopropane blended with alcohols
E	Glycols or modified alcohols	Mono-propylen glycol, others, additives and water
F	Fluorinated solvents	Nonafluorobutyl-methyl ether, others

5) Solvency Power

The solvency power is the simplest way to express the strength to dissolve the contaminants. Nevertheless, the full method is the Hansen parameters which will define for any product, some parameters of polar, non-polar and hydrogen bonding. It will establish a tri-dimensional chart of solvency power. It is true for theoretical calculations, but when products are blended, then the Kauri-Butanol method allows to establish a direct rosin solvency value which can be shown on Figure 4. This chart is fairly representative of the different product families seen in paragraph 4.

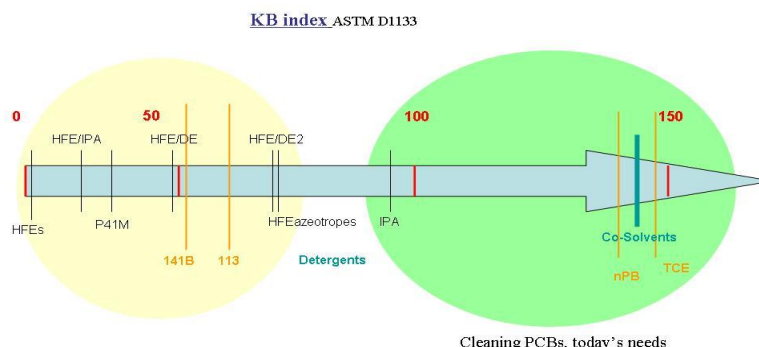


Figure 4: Kauri- Butanol index chart

6) The surface tension factor

The surface tension factor is a key issue to understand a good cleaning performance. It is so important that the miniaturization is another running parameter. The smaller the PCBs become, the lower the surface tension of the cleaners should be. When this law is understood, half of the cleaning is achieved.

Let's consider demineralised water (A) which has a surface tension of around 80mN/m (Figure 5). This line is bending as a function of the increase of the temperature. The variation is of about -10 mN/m. It is the reason why cleaners are warmed up into washing units; to reduce the surface tension and to move underneath cavities and components. There is the same issue with tap water (B), where its surface tension starts at 70mN/m at room temperature.

When Detergents (C) are added to water, the surface tension of the medium drops down to 45- 35 mN/m, according to the temperature of use. However, the big question remains, how can a "wetting product" can be rinsed with some water which has a higher surface tension? For this reason many suppliers are using additives or simple isopropanol, to better rinse, wet and dry parts.

To get underneath the components, Glycols (D) or formulated hydrocarbons (E) are commonly used. Their surface tensions are lower than water and detergents, between 25-35 mN/m for the first and around 20mN/m for the second. The same rinsing problem remains for these products with water, rather, use a selected final rinsing solvent which has a lower surface tension than these cleaners and which will finally dry the PCBs.

As solvents evaporate and condense on the free-boards of the vapour phase equipment, no residues are left on the PCBs and the surfaces, including under the components. (Figure 5)

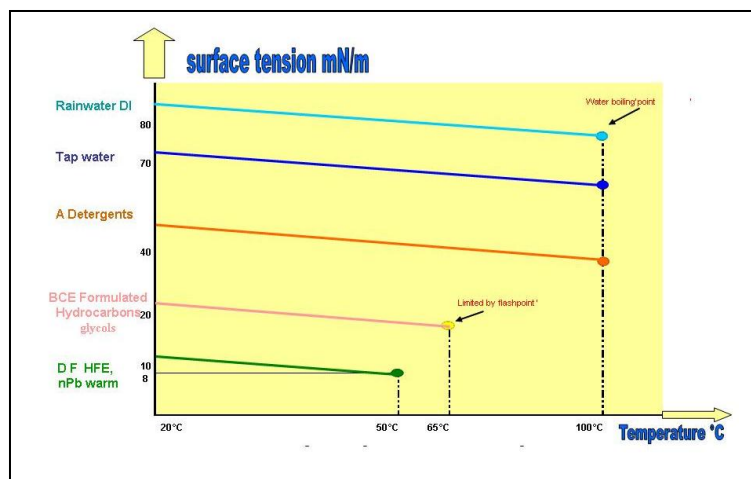


Figure 5, Surface tension chart

7) Mechanical agitations

There are many sort of mechanical agitations; sprays, sprays under immersion, ultrasonics, agitations, rotations etc. These agitations provide an additional cleaning parameter which helps to penetrate, to dissolve and to unfasten contaminants. This study evaluates all type of mechanical agitations and compares their efficiency. Many times, industrial PCBs assemblers, avoid ultrasonics because of some fears about the components and, specifically, with quartz. The trials, which have been run over 60 different quartz, accordingly to Norm IPC-TM-650 demonstrate that none of them have been affected nor damaged (Figure 7). The benefits of the ultrasonics are easily demonstrated. (Figure 6).

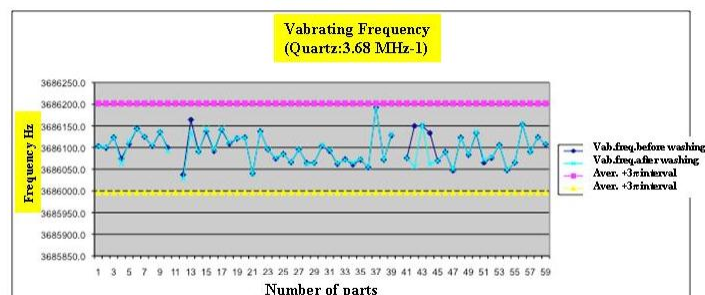


Figure 6: Quartz cleaned with ultrasonics. No damage




Figure 7, cleaned without US, cleaned with US

8) Cleaning results

Table 3 is expressed as a ranking comparison of the various cleaning trials. Every cleaning comparison per type of flux residues was tripled. All PCBs have been observed and pictures have been made. The comparative results have been made as a function of the specifications established previously. Ionic contamination for the best cleaning process remains below 0,2 µg of Eq NaCl/cm².

Table 3. Comparative Results of cleaning

Cleaning process	Product Family	Equipment type	Comparative Scale 1:10 best
Aspersion, aqueous	Detergent 1	Dish washer type	4
Immersion US 40 kHz, aqueous	Detergent 2	Sumps in line	1
Immersion jets, semi-aqueous	Glycol formulation 3	Sumps in line	3
Immersion US 40 kHz, semi-aqueous	Glycol formulation 3	Sumps in line	7
Immersion US 30 kHz, mono-product	Glycol formulation 4	Vacuum machine	7
Immersion US 40 kHz, semi-aqueous	Glycol formulation 5	Sumps in line	1
Immersion, co-solvent mixed	Form hydrocar/HFE	Vapor degreaser	4
Immersion, co-solvent mixed	Form.hydrocar70/HFE	Vapor degreaser	2
Immersion US 25 kHz, co-solvent sep	Form hydrocar/HFE	Co-solvent/vapour degreaser	9
Immersion US 38 kHz, co-solvent sep	Form hydrocar /HFE	Co-solvent/ vapour degreaser	9
Immersion Jets, co-solvent separated	Form hydrocar./HFE	Co-solvent/vapour degreaser	8
Immersion US 40 kHz, vapour phase	Brominated solvent	Vapour phase	4

9) Conclusions

This cleaning study shows that there are many cleaning parameters affecting its efficiency. The final aspects and performances of these PCBs are based on the mastering of cleaners, size of the assemblies, agitations and the cleaning processes. When the choice is based on solvency power, the lowest surface tension and the most efficient process, rather than ideas and opinions, then a perfect job can be reached matching the toughest specifications. The co-solvent / Vapour degreaser process with formulated hydrocarbon and HFE (hydrofluoroether), combined with ultrasonics or jets show the best performance. Contamination is below 0,2µg of Eq NaCl/cm² for ranking 9 and with a perfect visual aspect under components. No damage of quartz could be notified during trials.

10) Bibliography

Inventec Performance chemical SA, processing guide, France & Switzerland / IPC Norms / Valtronic technologies Switzerland.

Cleaning PCBs in Electronics

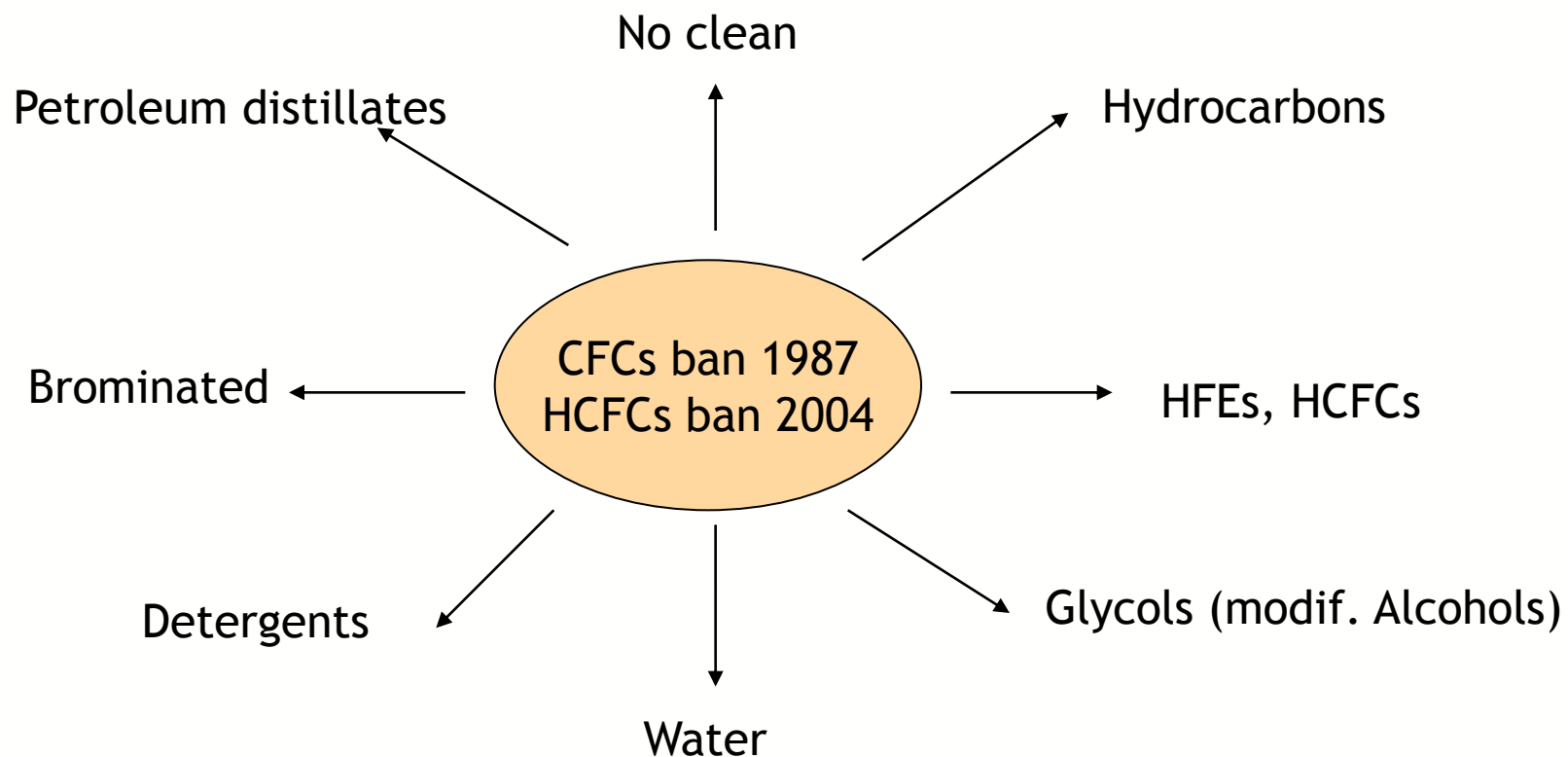
Understanding Today's needs

Inventec Performance Chemicals SA
Bry-sur-Marne, France

Patrick J. Duchi, Anne-Marie Laügt,
Gérard Abidh, Marie Verdier



Cleaners market situation



Miniaturization

Twenty years of components miniaturization

1980



1990



2001




Reasons of changes


- Different contaminants; Fluxes (RoHS, lead-free)
- Fine Pitch Components, lower backspace
- Higher quality and reliability needs
- Higher capacity of production
- Medical quality standard
- Consumption of previous process
- Improve the cleaning performances
- Replace old equipment




Typical contaminants



Public PCBs
(No cleaning needed)




Medical implant product
(cleaning quality not sufficient)
But OK for « industrial » product



Medical implantable product
Cleaning OK

Typical contaminants



Typical contaminants

- Different contaminants; Fluxes (RoHS, lead-free)
 - Natural and synthetical rosins
 - Salts
 - Solder balls
 - Finger prints
 - Particles of boards and others
 - Ions

Specifications set up

Method of control	Units
Optical IPC-A-610-D	Microscope 5-40 x
Contaminometer Mil-P-28809	$\leq 1,56 \mu\text{g Eq NaCl/cm}^2$
Produce 600 PCBs for trials	Triple each results, strip comp.

Type of fluxes for the trials:
(IPC-TM-650)


With lead, cleanable
With lead, no clean
Lead-free, cleanable
Lead- free, no clean
Taky Flux, no clean

Applied with stencil and dispensing



Specifications set up

PCBs for trials, rigid and flexible, components down to 0,1mm

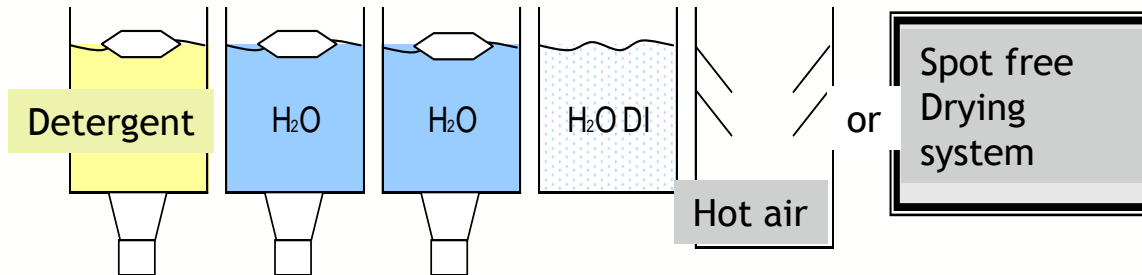


Cleaning products available

- A. Detergents, salts, surfactants, wetting agents and water
- B. Petroleum distillates, Alcohols, ketons, All class HC
- C. Formulated Hydrocarbons, aliphatic, cyclo, iso-paraffins, C9-C11
Terpens with additives, All Class blends
- D. Bromated solvents, nPb blended with some alcohols
- E. Glycols or modified alcohols, with additives and water
- F. Fluoronated solvents, HFCs and HFEs, and azeotropes

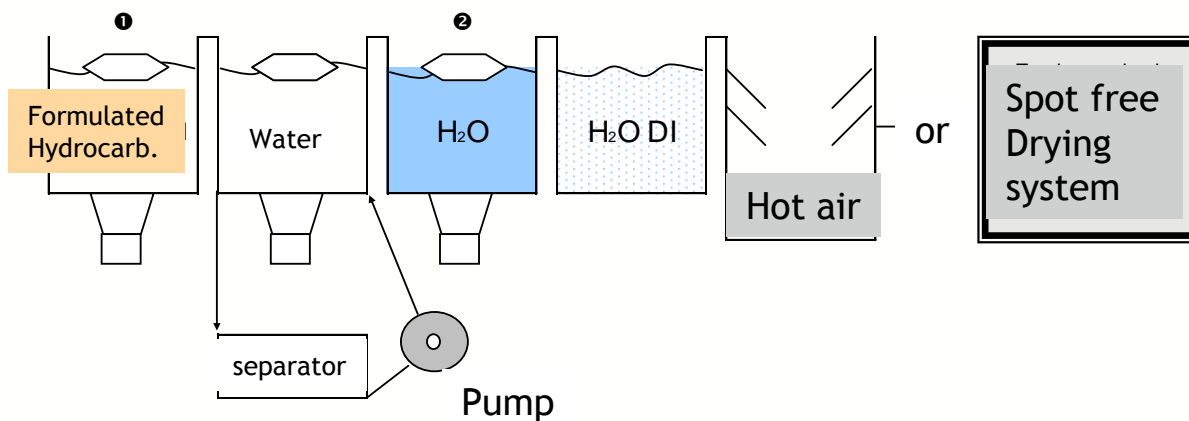
Main Cleaning Processes

- Aqueous cleaning process: Dish washer type or sumps



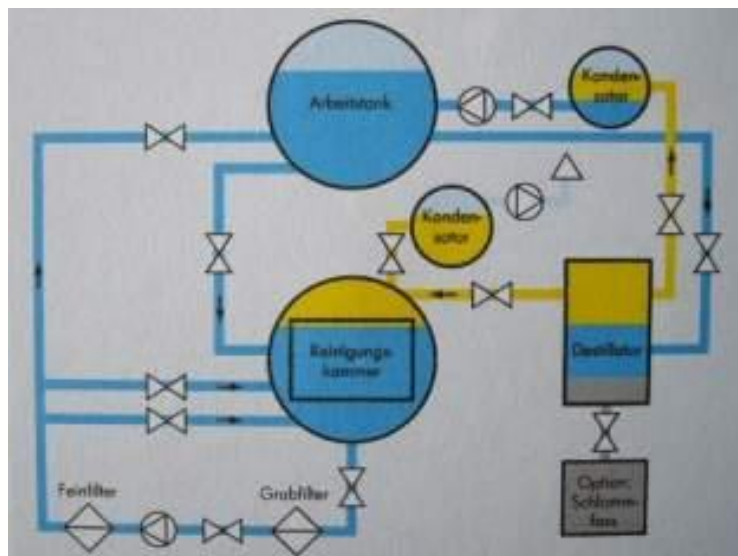
Main Cleaning Processes

- Aqueous cleaning process: Dish washer type or sumps
- Semi-aqueous process: Hydrocarbons rinsed with water



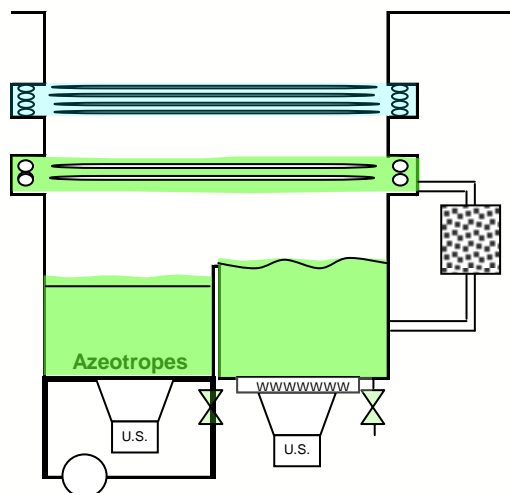
Main Cleaning Processes

- Aqueous cleaning process: Dish washer type or sumps
- Semi-aqueous process: Hydrocarbons rinsed with water
- Vacuum cleaning process: Glycols or modified alcohols



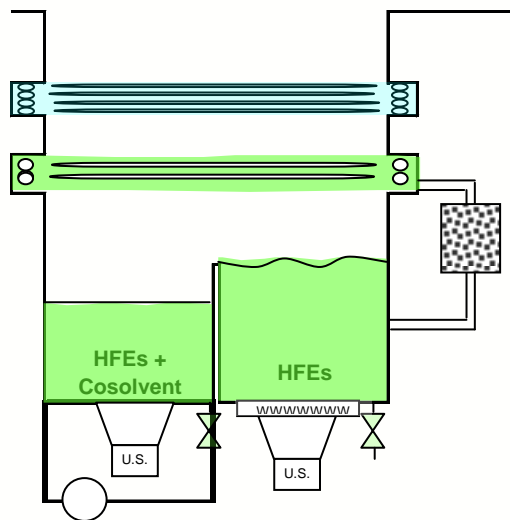
Main Cleaning Processes

- Aqueous cleaning process: Dish washer type or sumps
- Semi-aqueous process: Hydrocarbons rinsed with water
- Vacuum cleaning process: Glycols or modified alcohols
- Vapour phase degreaser: HFEs, HFCs, nPb, azeotropes



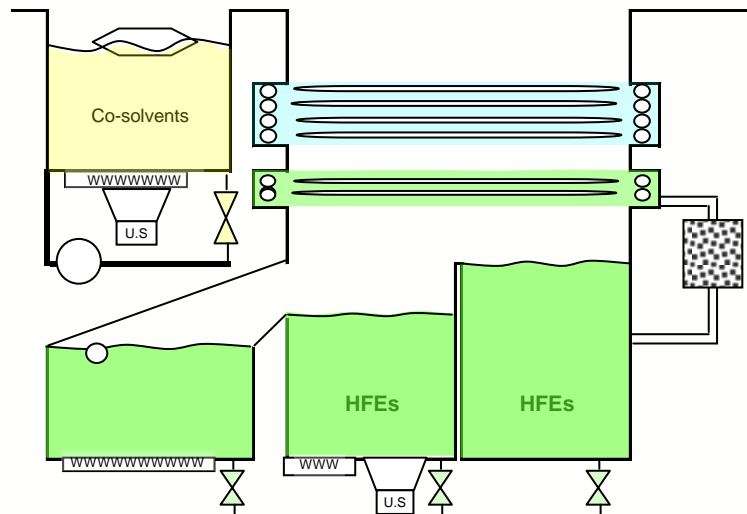
Main Cleaning Processes

- Aqueous cleaning process: Dish washer type or sumps
- Semi-aqueous process: Hydrocarbons rinsed with water
- Vacuum cleaning process: Glycols or modified alcohols, HC
- Vapour phase degreaser: HFEs, HFCs, nPb, azeotropes
- **Mixed co-solvent process:** HC mixed with HFEs or others



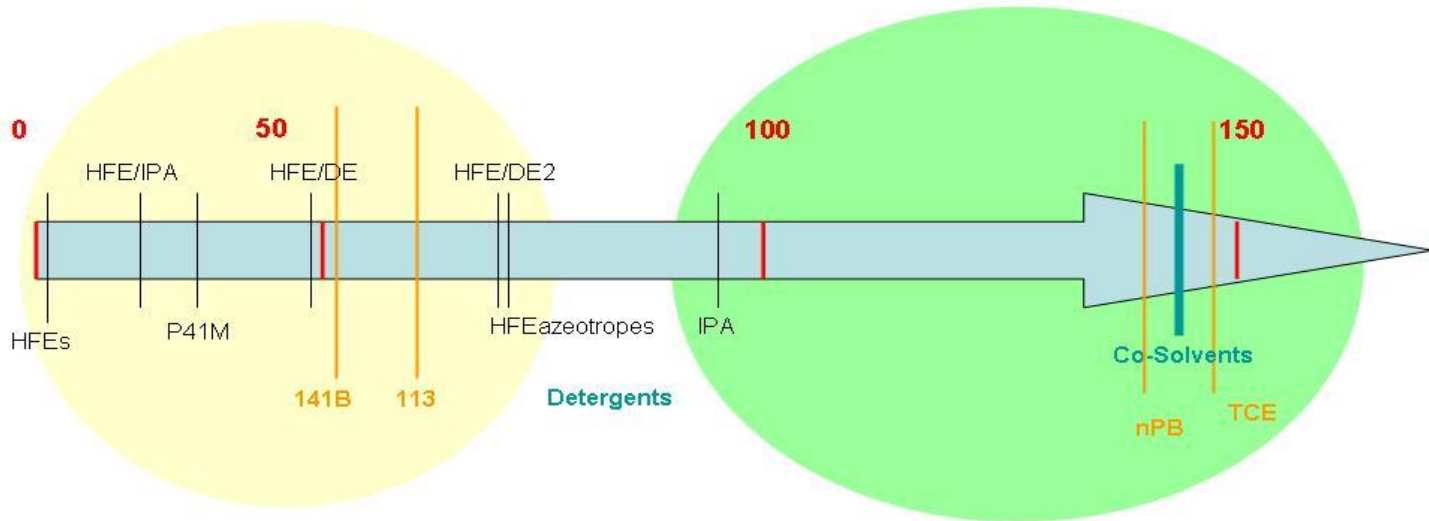
Main Cleaning Processes

- Aqueous cleaning process: Dish washer type or sumps
- Semi-aqueous process: Hydrocarbons rinsed with water
- Vacuum cleaning process: Glycols or modified alcohols, HC
- Vapour phase degreaser: HFEs, HFCs, nPb, azeotropes
- Mised co-solvent process: HC mised with HFEs or others
- Separated co-solvent process: **Formulated Hydrocarbons +HFEs**



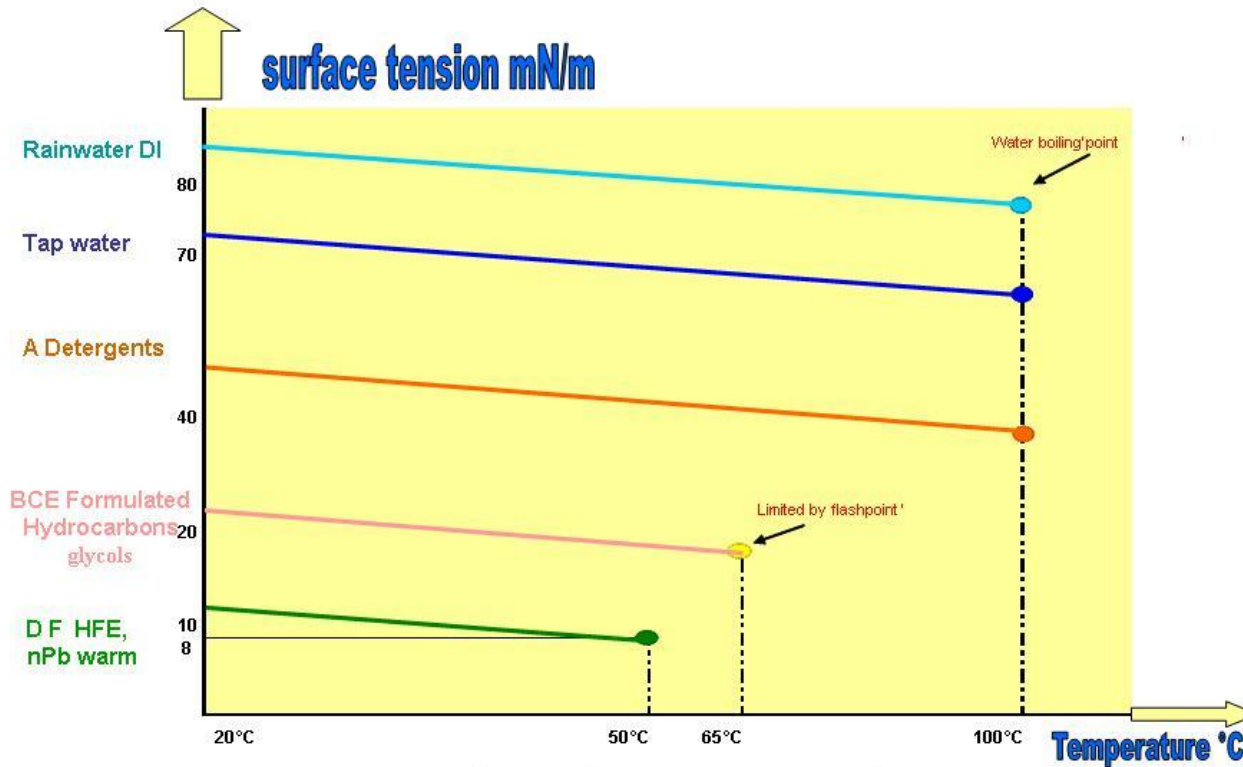
Solvency Power

KB index ASTM D1133



Cleaning PCBs, today's needs

The surface tension factor



Mechanical agitations


- Sprays, jets as dish washers
- Sprays under immersion, in liquid phase
- Agitations into the liquids, up and down, rotations
- Ultrasonics, multi-frequency
- Boiling sumps
- Bubbles

All type of technics can be very efficient when used with the right product under the good conditions

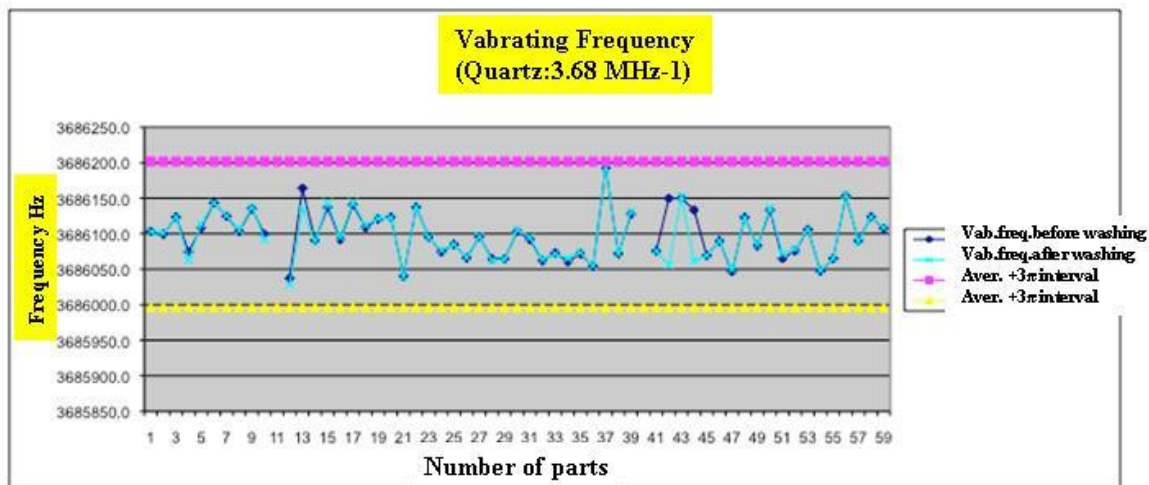


Effects of Ultrasonics on Quartz


Code article	Désignation	Housing
129393	Crystal 26 MHz	SMD
129404	Crystal 3.68 MHz	SMD
147583	Crystal 3.68 MHz	SMD
147584	Crystal 32 kHz	SMD
127455	Crystal 32 KHz	SMD
121431	Crystal 32 kHz	Leaded comp.
126973	Crystal 4 MHz	SMD
148121	Crystal 7.33 MHz	SMD
126817	SELF 220UH 0.25A	TH Comp.
128320	Toroïdal Step-up Transformer	Leaded comp.




Effects of ultrasonics



Effects of ultrasonics



Without ultrasonics




With ultrasonics




Picture Comparative Results

Typical
Aqueous
Cleaning
Resissues




Picture Comparative Results

Typical
Semi-Aqueous
Cleaning
Resissues




Picture Comparative Results

Typical
Vacuum
Cleaning
Resisues




Comparative Results

Typical
Solvent
Vapour
Degreaser
Cleaning
Resissues



Comparative Results

Typical
Mixed
Co-solvent
Vapour
Phase
Cleaning
Resisues



Comparative Results

Typical
Separated
Co-solvent
Vapour
Phase
Cleaning
Resisues



Table of Results

Typical Separated Co-solvent Vapour Phase Cleaning Resisues

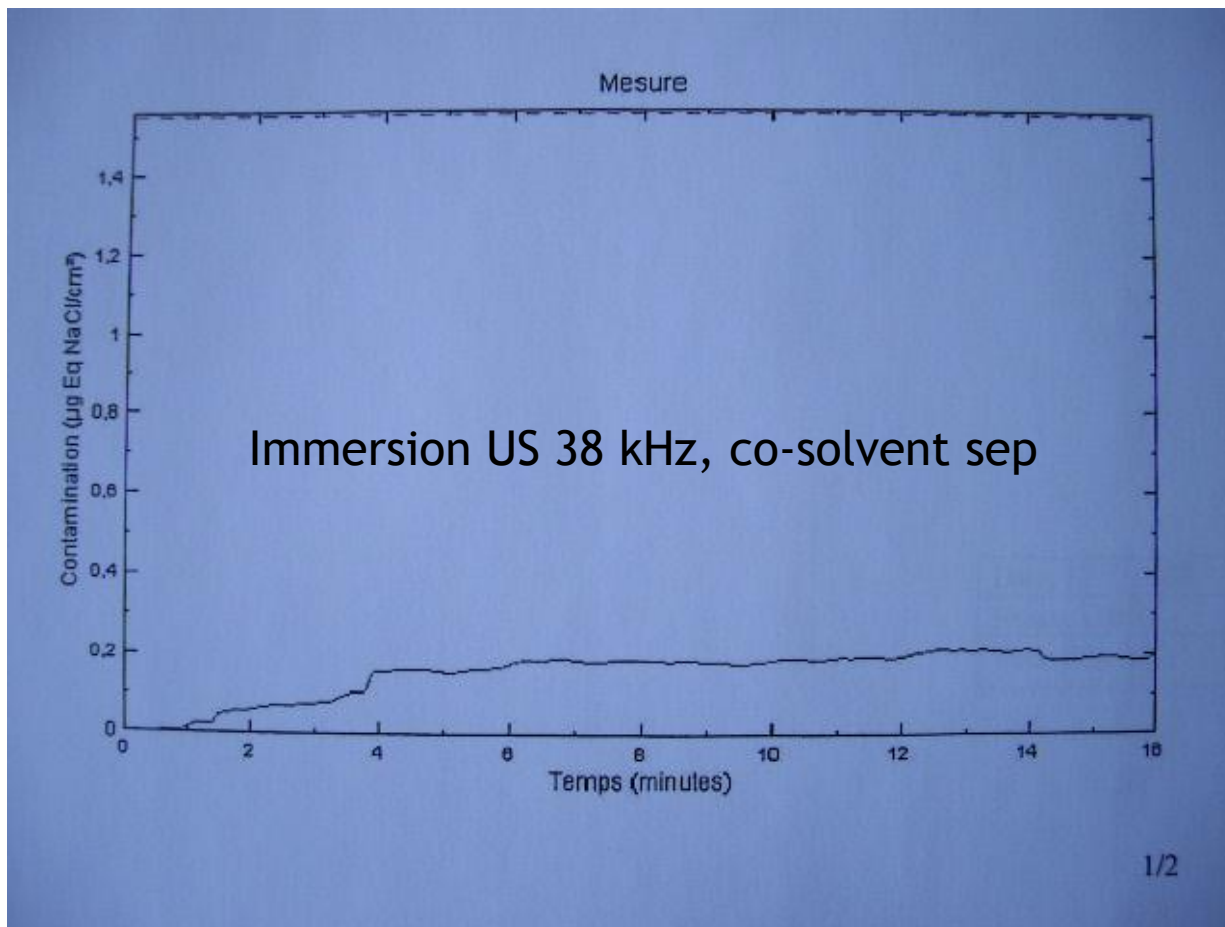
Cleaning process	Product Family	Equipment type	Comparative Scale 1:10 best
Aspersion, aqueous	Detergent 1	Dish washer type	4
Immersion US 40 kHz, aqueous	Detergent 2	Sumps in line	1
Immersion jets, semi-aqueous	Glycol formulation 3	Sumps in line	3
Immersion US 40 kHz, semi-aqueous	Glycol formulation 3	Sumps in line	7
Immersion US 30 kHz, mono-product	Glycol formulation 4	Vacuum machine	7
Immersion US 40 kHz, semi-aqueous	Glycol formulation 5	Sumps in line	1
Immersion, co-solvent mixed	Form hydrocar/HFE	Vapor degreaser	4
Immersion, co-solvent mixed	Form.hydrocar70/HFE	Vapor degreaser	2
Immersion US 25 kHz, co-solvent sep	Form hydrocar/HFE	Co-solvent/vapour degreaser	9
Immersion US 38 kHz, co-solvent sep	Form hydrocar /HFE	Co-solvent/ vapour degreaser	9
Immersion Jets, co-solvent separated	Form hydrocar./HFE	Co-solvent/vapour degreaser	8
Immersion US 40 kHz, vapour phase	Brominated solvent	Vapour phase	4

Above 8, the results are outstanding and fulfilling customers' requirements



Ionic Contamination

For 23 PCBs



Conclusions

- Miniaturization has a direct impact on cleanability
- No clean fluxes and Lead-free trends impact cleanliness
- The Surface tension parameter should be understood with respect to design
- A Cleaning process and a mechanical agitation should be chosen
- The ultrasonics effects on Quartz were evaluated, and no damage has been observed so far.
- The separated co-solvent used with HFE azeotrop shows the best cleaning result vs many others.
- Jets under immersion with Co-solvent/HFEs provide excellent results
- High optical quality and ionic contamination were achieved

